

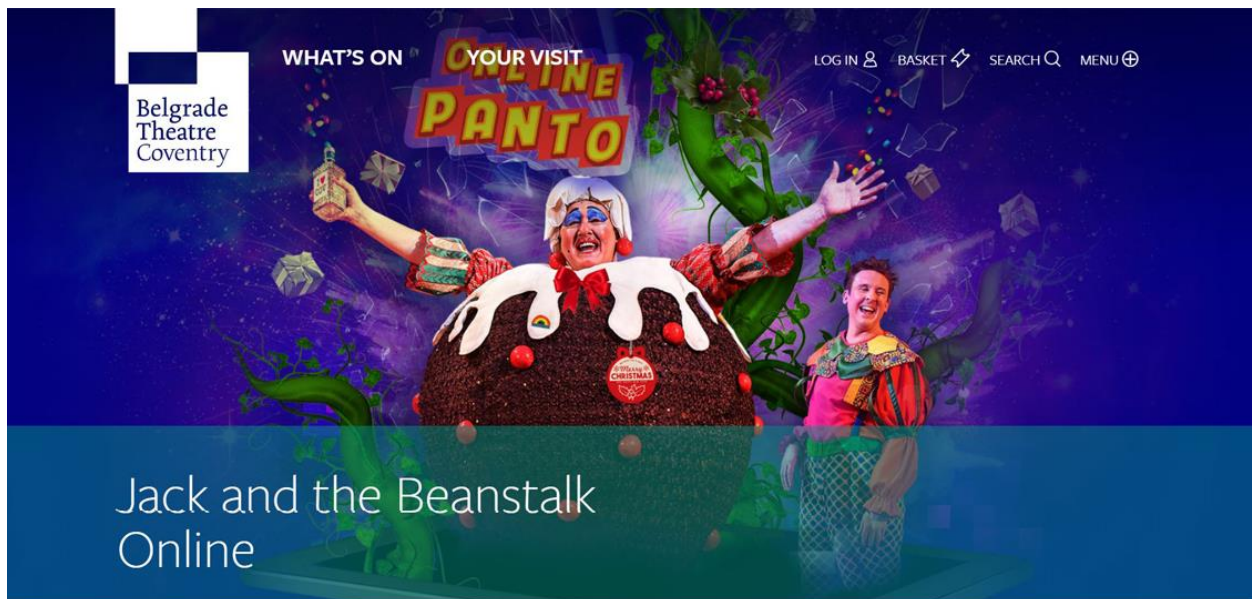
How to log in to your Belgrade Theatre account and watch Jack and the Beanstalk Online

First, click the link we sent you in the email (also below)

<https://www.belgrade.co.uk/jack-and-the-beanstalk-online/>

We recommend using the Google Chrome browser on a PC or Safari on an iPad.

This link will take you to the Jack and the Beanstalk Online viewing page on our website.



The online streaming of Jack and the Beanstalk Online is only available to those who have booked tickets.


If you've already booked then [visit the log-in page](#) and enter your details – you will be automatically redirected back to this page where you will be able to access the show.

If you'd like to book to watch Jack and the Beanstalk Online, [follow this link to visit the show page](#).

You'll need to log in to the same account the booking was made through to access the show. Click the link in the text that says: **“visit the log-in page”** and when you reach the log-in page put in your email address and password. If you have forgotten your password then click on the renew password button and follow the instructions in the email that will automatically be sent to you.

Once logged in you will be automatically redirected to the Jack and the Beanstalk Online viewing page, where you will see the video ready to be played.

Welcome to Jack and the Beanstalk Online. Enjoy the show!



If for any reason, the link we've sent you doesn't take you to the log in page, simply go to www.belgrade.co.uk and in the top right corner of the screen, you will see a little person icon (a bit like a chess pawn).



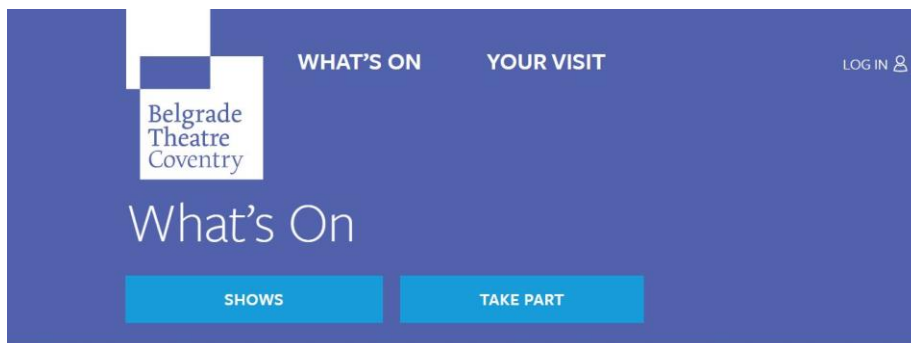
Click on this and it will open up the log-in page (if you have a reduced sized window or you are on a phone then the icon and navigation menu will not be visible – in this case you will see an icon consisting on 4 horizontal lines forming a square. Click on this and then the little person icon will be shown above a list of links starting with “What’s on”).



Log into your account by putting in your email address and password. If you have forgotten your password then click on the renew password button and follow the instructions in the email that will automatically be sent to you.

Once logged in you will be on your account page. You should see that your name has appeared next to the little person icon. This needs to remain for the whole time you are logged in. If it disappears then you have been logged out for some reason and may have to log in again.

From here, look at the main menu at the top and click 'What's on'. On this page scroll down until you find "Jack and the Beanstalk Online".



Clicking on that will open the booking page, and if you scroll further down that page, you will see a section called "Watch Jack and the Beanstalk Online". Click through to that page to watch the show.

Playing the video

To play the video you need to press the play button, which is a white triangle on its side, in the bottom left hand corner of the video screen. You may also need to unmute to get sound. Make sure you turn the volume up by pressing the little volume bars at the bottom of the video window and to make the video full screen click on the button next to where it says Vimeo depicted by four arrows pointing out diagonally. You can also display subtitled captions by clicking on the "CC" button in the bottom right hand corner of the video screen.



There are a number of ways to play video from your laptop, tablet or smartphone on your TV via streaming devices or some video game consoles. You can also use screen mirroring to play videos on

your phone on your Smart TV, or use a streaming device such as Chromecast, Amazon Fire TV, or Apple TV.