



ELMER DAY

CELEBRATION
PACK 2025



#ElmerDay
@elmerthepatchworkelephant
Elmer.co.uk/elmer-day



Elmer Drama Activities from Tall Stories

Tall Stories are touring the UK this Spring with a brand-new show, **The Elmer Adventure**.





Watch the amazing **Elmer Day Song** from **The Elmer Adventure** by scanning the **QR code (left)** - and use the drama techniques below to put on your own performance.

With one person

One of Elmer's most distinguishing features is his trunk, so can you make the trunk with one of your arms? Bring the top of one of your arms to your nose, and swing it round like an elephant!

Top tip: Maybe your other arm could be the tail!

A two person Elmer can have even more features!



Select person 1 to be the trunk, and person 2 to be the ears. Person 1 should stand in front of person 2, and make the trunk with their arm. Person two can make Elmer's ears by spreading their hands out as wide as they can, placing the bottom of each hand on either side of person 1's head. Can you make your best elephant sound?

Top tip: wear your most colourful clothing to look more like Elmer!

Advanced level: try moving as Elmer! Coordinate your walking so that both people move their left feet at the same time, then their right feet. Try walking slowly like a big elephant!

Elmer is on at the Belgrade Theatre from Thu 5 - Sat 7 Jun


For more information and to book, visit

www.belgrade.co.uk/events/the-elmer-adventure/

ELMER'S Search and Find Animals Activity




Here are two activities from the new book **Elmer Search and Find Animals**. Can you complete the tasks on each page? Answers are at the back of this pack.




ELMER'S Hide and Seek Game


Cut out the characters and hide them around your space (you may want to laminate or mount them on coloured card first).



Elmer



Wilbur



Monkey




Tiger



Lion



Teddy



Giraffe

Can you find
ELMER'S friends?



Elmer

☐

Wilbur

☐

Tiger

☐

Lion

☐

Teddy

☐

Monkey

☐

Giraffe

☐

ELMER and the Rainbow

Elmer is sad when he discovers that the rainbow has lost its colours. Can you colour in the rainbow?

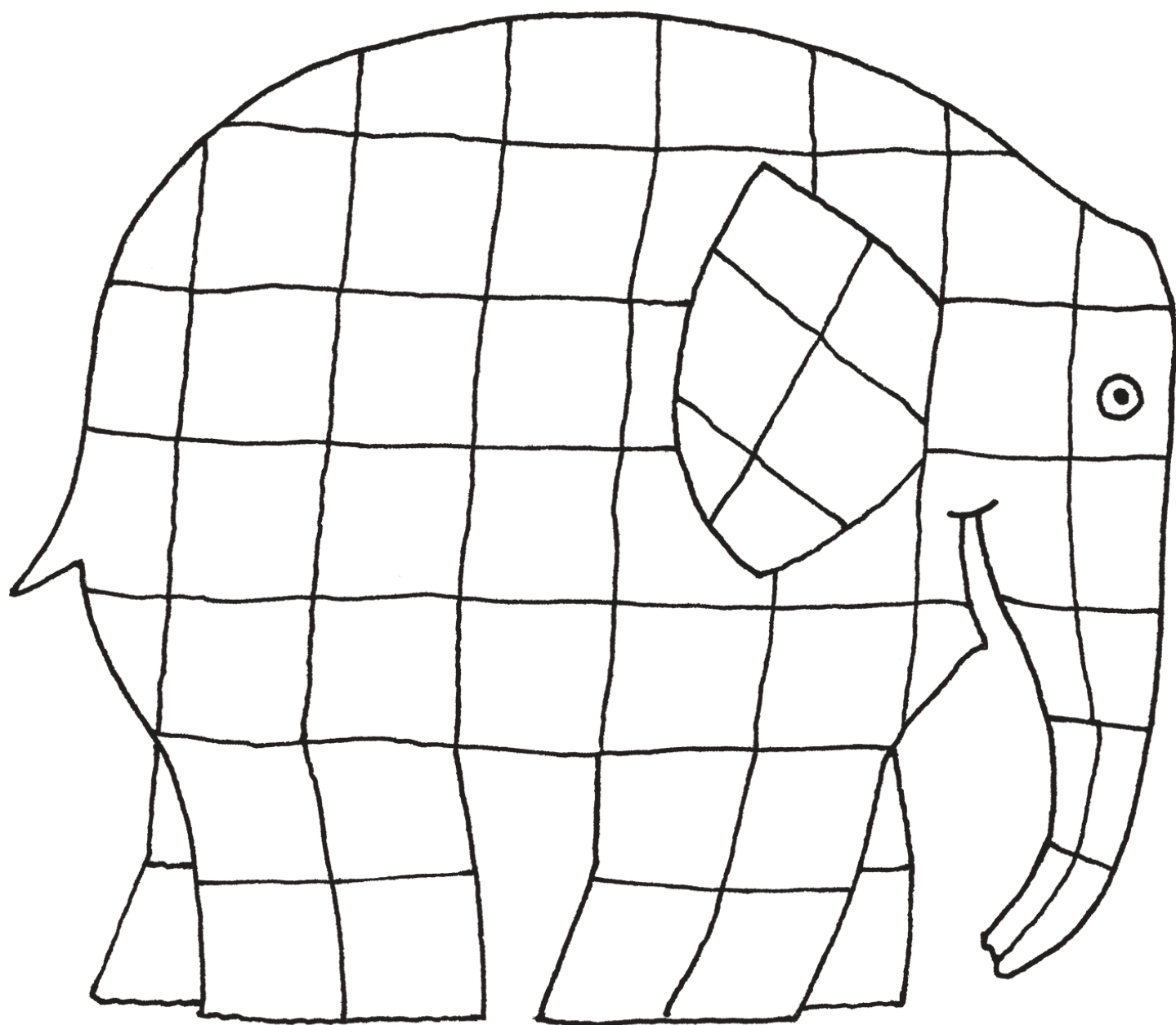
Display it in a window to spread hope and happiness.

Some things you can give and give and not lose anything, like happiness or love or Elmer's colours.



THE
BELGRADE
THEATRE

ELMER




Name:

Age:





WE
CELEBRATE
EVERYONE'S
TRUE COLOURS
with
ELMER



BELGRADE
THEATRE

ELMER'S Maze

It's Elmer's birthday and his friends are throwing him a party in the jungle. Can you help him find his way?

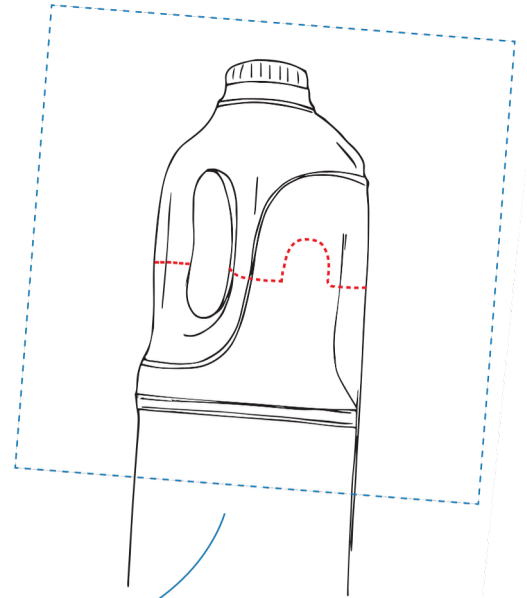


Make a Milk Bottle ELMER

Create a whole herd of colourful decorated elephants using empty milk containers and tissue paper! Fun for you and the environment!

You will need:

- An empty and clean plastic milk container for each child (remove the lid, label and wash out the inside)
- Brightly coloured tissue paper cut into squares
- PVA glue
- Scissors
- Googly eyes
- Card



Top Tip:

To use paint on your elephant, mix PVA glue with ready mix paint.



Instructions:

- Ask a grown-up to cut off the bottom of the bottle to create Elmer's legs and trunk, then cut out Elmer's ears using the card.
- Cover the surface of the bottle with PVA glue and then stick tissue paper squares all over the elephant in an Elmer patchwork style.
- Stick Elmer's ears to his head and cover with patchwork tissue paper squares.
- Once your elephant is complete, give it another coat of PVA glue to varnish.
- Finally, add some eyes (we've added googly eyes but you could make your own with paper and pens).
- Share a picture of your herd of milk bottle elephants on social media using **#ElmerDay**



Make your own ELMER Ears

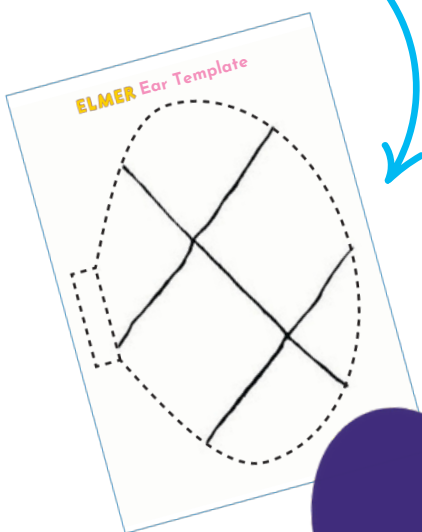

You can be just like Elmer these colourful patchwork ears!

You will need:

- White card
- A pencil
- Colouring pencils or felt tip pens
- Glue or sticky tape
- Scissors
- (We recommend a grown-up does the cutting out!)
- Elmer ear templates

Top Tip:

Read about how all the animals dress up as elephants and join in the parade in *Elmer's Special Day*.



Instructions:

- Cut a strip of card to wrap around your head and sit like a crown. Stick the ends of your headband together.
- Cut out the ear template (also in this pack) and draw around it twice on to card, then cut out the two ears.

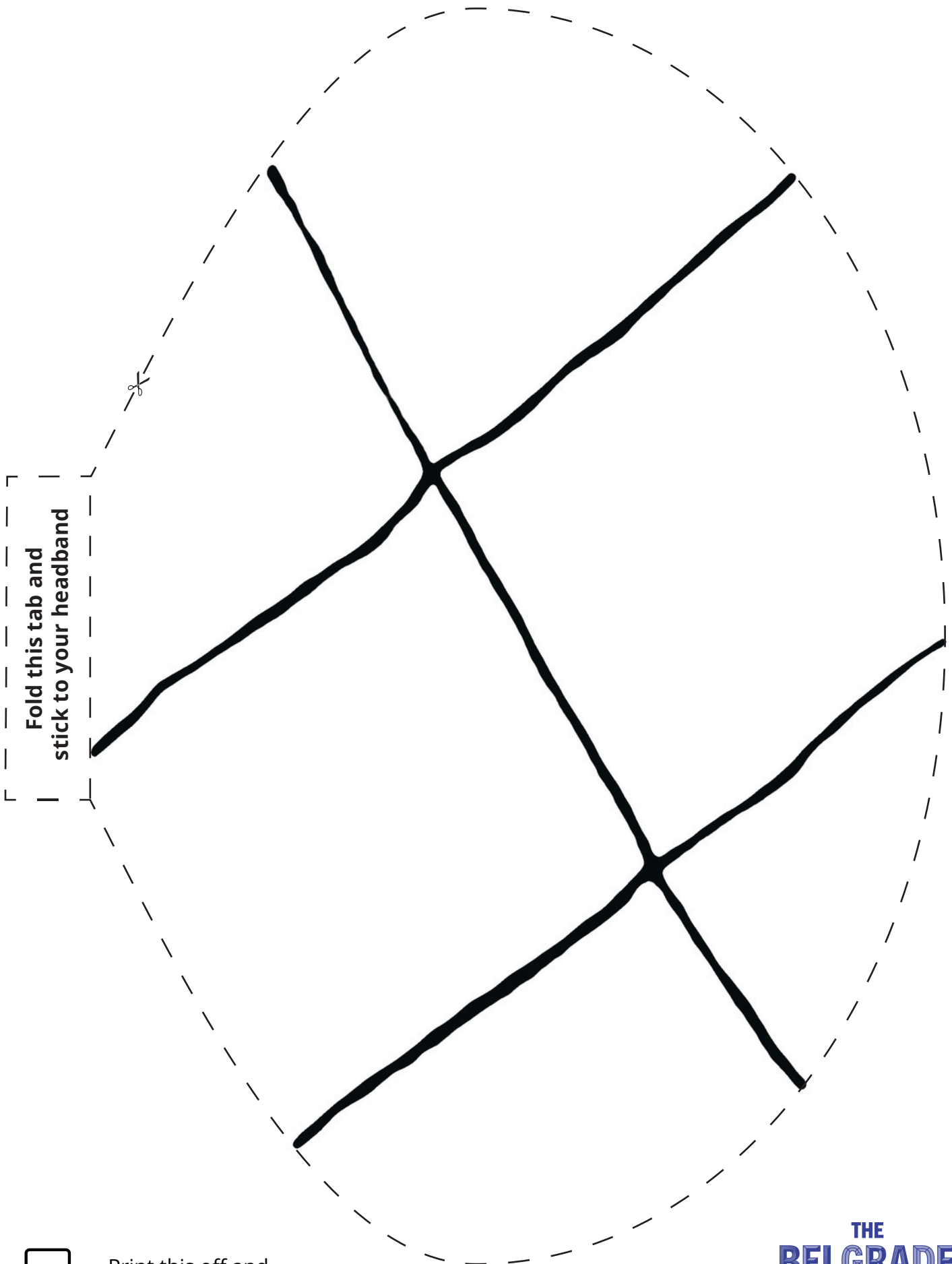
- Draw patches onto the ears and colour them in using bright colours.
- Fold the tab on the ears and apply glue or sticky tape.
- Stick the ears to either side of the headband.

Now you are ready to join the parade!

- Share pictures of your patchwork creation on social media using [#ElmerDay](#)





ELMER Ear Template



Print this off and get crafting!

ELMER Patchwork Puzzle

Print out the jigsaw pieces, cut them all out and piece Elmer back together again. Try not to let his colourful patchwork pattern trick you! Cut each piece into quarters for a more challenging puzzle.



Elmer should look like this when your puzzle is complete!

Hints and Tips! Sort out all of the edge pieces first and get Elmer's outline together before filling in the inside pieces! All of his pieces are already the correct way up. Try to cut them out the same way.



Pawprint Family are on a mission to help leaders, teachers and parents provide #AdventureforAll through 1000s of free activity ideas and resources, and over 400 challenge badges. Head to our website to start your adventures with the Elmer Challenge Badge, activity pack and resources!



Learn With **ELMER** and Just Like Us



1. EYFS: What makes me special?

Elmer is a story about celebrating being yourself. When Elmer tries to hide who he is, he feels sad and so do his family and friends. When Elmer gets to be who he is, he is happy and so is everyone else! We are all different but rather than hiding our differences, we should celebrate them.

How did Elmer feel at the end of the book? Why did he feel so happy?


What makes you special? How can you share and celebrate this with the people you love? How can you celebrate the ways your friends are special?

2. KS1: What is Pride?

Elmer is a story about being yourself. In the end his family and friends choose to celebrate Elmer being himself in a yearly celebration. This can be a really good way to introduce 'Pride' to children.

What does pride mean? What are you proud of?

- p7-8: Is Elmer proud here? How do you know?
- p13-14: What is Elmer doing? Why is he doing this?
- p27-28: Is Elmer proud here? How do you know?



When we say Pride (with a capital P!) we don't mean an everyday feeling of pride, but an event and time of year when certain people celebrate their pride in who they are and who they love. June is the month we celebrate Pride, and usually that's when lots of fun things happen, often there are parades or marches. We celebrate it to show that everyone can be proud of who they are, no matter who you love or what gender they are. You may want to show

some pictures of Pride events from around the world and directly compare these to the final double page spread of *Elmer*. What are the similarities?

How can you celebrate your pride in who you are?


Access more resources:

If you're a teacher, you can access full lesson plans and slides on these topics by signing up for free to School Diversity Week at www.justlikeus.org.



Just Like Us, the LGBT+ young people's charity, provides free educational resources as part of [School Diversity Week](http://www.justlikeus.org), the UK-wide celebration of LGBT+ equality in primary and secondary schools that takes place every June.





Learn With **ELMER** and the **Rainbow**

(for Early Years Foundation Stage)

1 RAINBOWS & STORMS

Show the children a copy of **Elmer and the Rainbow**. Ask them to predict from the front cover what might happen in the story. Look at the endpapers showing the illustration of the rainbow. Ask the children if they have seen a rainbow before. Do they know how a rainbow is formed? Take notes of their ideas. Read the first double page spread. Elmer says, *"Thunder and Lightning is exciting."* How do the children feel about thunder and lightning?


2 HELPING HANDS

Read from the beginning of the book up until *"That's awful, we must do something,"* without reading on to *"I'll give it my colours."* What do the children think has happened to the colours of the rainbow? What do they think Elmer and the birds could do to help? Scribe children's ideas around a copy of the illustration on a working wall or in a Shared Reading Journal.

Read the next sentence, *"I'll give it my colours."* Do the children think this is a good idea? Why or why not?

3 ACTS OF KINDNESS

Read from the beginning of the book, up until Giraffe asks, *"What will happen to you, Elmer, if you give it your colours?"* Ask the children what they think would happen to Elmer. They could translate their ideas into a drawing, which can then be displayed and the different ideas can then be discussed. Talk about the huge act of kindness Elmer is considering: giving up his colours to the rainbow and thinking of someone else before himself. Ask the children to think of words and phrases to describe Elmer and display them.



4 WHAT HAPPENS NEXT?

Re-read the story from the beginning up until *"But what about Elmer?" whispered an elephant.* What do the children think will happen as Elmer steps out from behind the waterfall? Record their predictions. Read the next page to reveal whether they were correct! Allow time for the children to re-enact the story in a variety of ways. This could be using small world figures, through roleplay with masks, using puppets or props.

5 BOOK TALK

Re-read the whole book. Engage the children in 'book talk' to explore their responses to the story. Try asking the children the four basic questions from Aidan Chambers' 'Tell Me' approach, which give children accessible starting points for discussion: Tell me... was there anything you liked about this book? Was there anything that you particularly disliked...? Was there anything that puzzled you? Were there any patterns... any connections that you noticed...?


6 POSITIVE MESSAGES

Explore any connections that children have drawn in point 5. Can they think of a time they've helped someone else, been kind to someone else, shown love to someone else or helped to spread happiness? Think of ways that we could all help to share kindness, happiness, love and be helpful. Invite each child to make a pledge to help share kindness, happiness, love, and be helpful, and write these on a coloured square. Across the setting, these can then be arranged to make a patchwork rainbow for all to see.

These activities are edited versions of those created by the **Centre for Literacy in Primary Education**. To access the full resource, visit elmer.co.uk/activities

Learn With **ELMER** and the Stranger

(for Key Stage 1)



1 STRANGERS

Show the children a copy of **Elmer and the Stranger**. Discuss the word 'stranger'. What do they think it means? What do they associate with the word? Who do they think is the stranger in this story? Read the beginning of the book up until *"Let's talk to him"*. Why do they think the animals view Kangaroo as a stranger? Collect the children's responses.

2 FIRST IMPRESSIONS

Read from the beginning of the book, up until Kangaroo says: *"I'll be laughed at"*. Use the role on the wall technique: on an outline of the Kangaroo record feelings (inside the outline) and outward appearances (outside the outline). Ask the children how they think the animals see Kangaroo from an outside perspective?

Encourage the children to make personal connections with the character to encourage empathy with his situation. Have they ever felt like they can't do something? Have they ever been laughed at? How did this make them feel? How do they think Kangaroo feels on the inside? Look at words like 'hesitated', 'sobbed', 'sniffed' and 'secretly'. What do these words tell us about Kangaroo's feelings?

3 ENCOURAGING WORDS

Read from the beginning of the book up to: *"Elmer laughed and left them."* Look carefully at the words used by the other animals to encourage Kangaroo: 'beautifully', 'impressive'. What are they trying to do here? Talk about how the animals might be able to encourage Kangaroo when they come back. Write in role as one of the characters a note of encouragement to Kangaroo. How will they choose and use words, such as the verbs, adverbs and adjectives which have already been explored that will build up Kangaroo's confidence and encourage him to keep trying.

4 BUILDING CONFIDENCE


Re-read the story so far, and on until *"I didn't think about jumping."* What did the animals do to help Kangaroo build his confidence and win the competition? Explore the words and phrases used to show how he might be feeling in the text, such as: 'bounced', 'laughed' and 'delighted'. How have his feelings changed when compared to the beginning of the story? Encourage the children to link this to personal experience. Have they ever done something that at first they thought would be difficult? How did it feel when they managed to do it successfully? How could we describe how he feels on the inside now?

5 BOOK TALK

Re-read the whole book. Engage the children in 'book talk' to explore their responses to the story. Try asking the children the four basic questions from Aidan Chambers' 'Tell Me' approach, which give children accessible starting points for discussion: Tell me... was there anything you liked about this book? Was there anything that you particularly disliked...? Was there anything that puzzled you? Were there any patterns... any connections that you noticed...?


6 MAKING FRIENDS

Ask the children to think back to the animals' first impressions of Kangaroo. How do they feel about him now? What might have happened if they had dismissed Kangaroo at the beginning for being 'strange' in their eyes? Engage the children in a wider discussion about not judging people on first impressions. What did Elmer and the animals do to support Kangaroo? Children might be able to link to personal experiences of being new and making friends. Explore what makes a good friend. Give each child a coloured square and encourage them to write something that makes a good friend on the square. Stick these patches to a large wall display of an outline of Elmer.



Promote Kindness and Friendship with **ELMER** & Kidscape


The Elmer books contain messages of love, kindness and friendship. Here are ways you can use the Elmer stories with children to prevent bullying, and support happy and healthy relationships.



Rainbow of happiness and love

"Some things you can give and give and not lose any. Things like happiness or love or my colours" *Elmer and the Rainbow*

Work together to make a patchwork rainbow display. Pin all the ways you can share happiness or love with others on the rainbow.




Make someone smile

"If there was even a little smile, it was usually Elmer who started it" *Elmer*

Elmer always makes someone smile. How can we make someone smile if they are sad? Ask the children to think of three ways they can make someone smile or laugh. Put them in pairs and ask them to practice making the other person laugh.

Elmer always says 'Good morning'. Ask the children why it is important to say 'Good Morning'. What other things can you say that are 'good manners' and brighten up someone's day? Together you could design a poster of 10 things you like to say to one another in your class or group.


Elmer always laughs with, not at people. Explain to the children the difference between laughing with someone, or at someone (e.g. 'Ha, ha, you look like a silly giraffe' or 'Do you want to hear a funny joke?'). Ask the children if they have any jokes they would like to share. The children could invent their own elephant jokes, with the joke that raises the loudest laugh winning a prize.



Including everyone

"And everyone," said Elmer, "means everyone!" *Elmer's Special Day*


Elmer makes it possible for all the animals to join in the parade in *Elmer's Special Day*. How do you feel if you are left out of a game? Why is it important to include other children in your games?



Favourite teddies

"All teddies are special, especially your own" *Elmer and the Lost Teddy*


Ask the children to bring in, or draw their favourite teddy. The children can take it in turns to explain why it is their favourite teddy. Explain that all teddies are different, but all are loved.



Helping others

"A butterfly saving an elephant, that's a good one!" *Elmer and Butterfly*

In *Elmer and Butterfly*, Elmer doesn't think that Butterfly could ever help him, but she does. Explain to the children that they might only be little but they can still help. How have they helped someone before? Explain there are ways they can make someone feel better and times when, like Butterfly in the story, they might need to get someone big to help (e.g. a teacher or group leader). You could design 'Here to help' stickers or badges that the children take it in turns to wear in the playground or in your group.



Helping people in our community and the world

"If we help it will soon be done" *Elmer and the Hippos*

In *Elmer and the Hippos*, Elmer helps the other elephants understand why they need to help the Hippos. Who might need our help where we live or go to school? Who might need our help in the world? If we needed help how would we want someone to make us feel? This could be an opportunity to work with the children to identify a local cause, national or international charity that you would like to support!



Helpful Tips for Bedtime

Advice for parents and carers from The Sleep Charity



A bedtime routine is important in getting a good night's sleep. A routine helps to support a child's body clock and aid relaxation.

Feeling relaxed is important in the run up to bedtime for both parent and child. If your child is experiencing difficulties sleeping it can make you both feel anxious. Youngsters often pick up on stress levels around them, so it is important to create a relaxing and calm environment as bedtime approaches.

Here are some helpful tips to create a relaxing bedtime routine for your child:

- **A** bedtime routine is important for all ages and a regular routine will help children relax and get ready for bed. Try to keep the routine at the same time every night as it helps to support your child's body clock, meaning they are likely to nod off more quickly.
- **Set** aside time earlier during the day to allow your child to share any worries with you. It can be helpful to share how their day has been and what is planned for the next day. Make sure to give them your full attention. Dim the lights in the hour before bed to encourage the production of melatonin, this will help to promote that sleepy feeling.
- **Looking** at screens can make it harder to fall asleep. So turn off an hour before bedtime, this includes television, laptops, tablets and mobile phones. Screen activities can be mentally stimulating and may also inhibit the production of melatonin, the sleep hormone that helps us to feel drowsy.
- **Bedtime** role-playing can help children mentally prepare for bedtime. Try letting your child put their Elmer or other toys to bed, tucking them in and saying 'Goodnight'.
- **Younger** children may enjoy a bedtime box, filled with a selection of activities to carry out during the routine. Hand eye co-ordination activities such as jigsaws, colouring and threading are great for promoting relaxation. Older children may prefer to read, play a board game or take part in a craft activity, such as an Elmer colouring sheet.
- **A** bath half an hour before bed can help to promote sleep, the decrease in body temperature after a bath can help your child to nod off more easily.
- **Massage** can help some children to unwind as can mindfulness or simple breathing exercises. Imagine breathing in a beautiful white light and blowing out any worries or troubles each time they exhale. Breathing exercises are also useful for parents to carry out and are a great exercise to enjoy together.
- **There's** no better way to end the day than snuggled up in bed with a bedtime story – and it's never too early to start reading to your child. Make it part of their bedtime from being very young. It helps develop listening, concentration and vocabulary skills. It's also a great way to spend time with your child before bed.
- **Children** love predictability so don't be afraid to have one or two books that you use frequently at bedtime – they love the repetition.
- **Why** not consider making up a story about one of your child's favourite book characters? You can even get your child to make up a story too – it's great for the imagination! If you've read **Elmer and the Bedtime Story** you can have a go at making up stories to go with the titles mentioned by the jungle animals (e.g. 'The Story of the Vanishing Biscuit').
- **Don't** forget to end the day on a positive note by sharing 5 great things that have happened during the day.



The Sleep Charity provides advice and support to empower the nation to sleep better. Find out more: thesleepcharity.org.uk





Bedtime Routine Checklist

Are you ready to have a good night's sleep?

Follow the bedtime routine and do the steps as you go along

Tidy away your toys... nobody likes mess including Elmer

Dim the lights and turn off your favourite programme ready for some quiet play

Get your pencils ready for drawing or get out a jigsaw puzzle or Lego

Time for a bedtime supper - nothing too chocolatey and not too much to drink!

Bath-time! Make sure you clean behind your ears like Elmer!

Get into your snuggly PJs to help you have the best dreams

Brush your teeth and go to the toilet

Snuggle in bed to read a bedtime story...

Why not get your favourite teddy and tuck him in bed for the story too?

Sing teddy a song... Whats your favourite bedtime song?


Turn off the lights and get cosy....

Good night and sleep well.

ELMER'S Search and Find Animals Activity

Here are the answers to the search and find activity.

NEW ELMER SEARCH AND FIND ANIMALS FOR 2025




BUTTERFLIES attach their eggs to leaves. Where is the mummy butterfly laying her eggs?

Can you spot a bird among the butterflies?

Caterpillars are baby butterflies. Can you find three blue caterpillars?

Butterfly wings usually look the same on both sides. Is there a butterfly whose wings don't match?

Butterflies drink nectar and taste with their feet. Can you spot a drinking butterfly?



Like cats, rabbits purr softly when they're happy. Where's a purring rabbit?

Baby rabbits are called kittens. Are there any kittens here?

Where is the blue bird?

Rabbits' teeth never stop growing. Can you find the rabbit with the longest teeth?

RABBITS mostly eat hay, but they love carrots as a treat. Can you see three carrots?



A magical, musical adaptation of
the much-loved stories by **David McKee**



THE ELMER ADVENTURE



© David McKee. Licensed by Metrostar for Andersen Press Ltd, London. www.elmer.co.uk





Adapted from the Elmer books by David McKee

THE ELMER ADVENTURE

Celebrate Elmer's
unique patchwork
colours and wear
your most colourful
clothes when you
see the show.

Elmer is not elephant colour – Elmer is patchwork

Join three friends on a joyful jungle adventure in their search for Elmer the patchwork elephant
-in Tall Stories' musical adaptation of the much-loved books by David McKee.

Our friends inventively transform their campsite into a radiant storytelling world, bringing three
classic Elmer tales bursting to life with toe-tapping tunes, playful puppetry and happy humour
-and a few surprises along the way!

From the company who brought you *The Gruffalo* and *Room on the Broom* live on stage
-a show for all the family, everyone aged 3 and up.

AAAA

"Patchwork perfection"

CURTAIN CALL REVIEWS



| | | |
|------------------------|---------------------------------------|---|
| Wed 9 - Sun 13 Apr | Yvonne Arnaud Theatre, Guildford | 01483 44 00 00 yvonne-arnaud.co.uk |
| Tue 15 - Thu 17 Apr | Theatre Royal Winchester | 01962 840 440 theatreroyalwinchester.co.uk |
| Fri 18 - Sun 20 Apr | BEAM, Hertford | beamhertford.co.uk |
| Tue 22 - Wed 23 Apr | Derby Theatre | 01332 59 39 39 derbytheatre.co.uk |
| Fri 25 - Sun 27 Apr | Blackheath Halls, London | 020 8463 0100 blackheathhalls.com |
| Mon 28 - Wed 30 Apr | Radlett Arts Centre | 01923 859 291 radlettcentre.co.uk |
| Thu 8 - Fri 9 May | Paisley Town Hall | 0300 300 1210 paisleytownhall.org |
| Sat 10 - Mon 12 May | Lanark Memorial Hall | 01555 673199 sllcboxoffice.co.uk |
| Wed 14 - Thu 15 May | Perth Theatre | 01738 621031 perththeatreandconcerthall.com |
| Fri 16 - Sat 17 May | Alnwick Playhouse | 01665 660550 alnwickplayhouse.co.uk |
| Wed 21 - Thu 22 May | Tamworth Assembly Rooms | 01827 709618 tamworthassemblyrooms.co.uk |
| Fri 23 - Sun 25 May | artsdepot, North Finchley, London | 020 8369 5454 artsdepot.co.uk |
| Wed 28 May - Sun 1 Jun | Rose Theatre, Kingston | 020 8174 0090 rosetheatre.org |
| Thu 5 - Sat 7 Jun | Belgrade, Coventry | 024 7655 3055 belgrade.co.uk |
| Sat 14 - Sun 15 Jun | Watford Palace Theatre | 01923 225671 watfordpalacetheatre.co.uk |
| Tue 17 - Wed 18 Jun | Swan Theatre, Worcester | 01905 611 427 worcestertheatres.co.uk |
| Sat 21 - Sun 22 Jun | The Egg, Bath | 01225 448844 theatreroyal.org.uk |
| Fri 27 - Sun 29 Jun | Norwich Theatre Playhouse | 01603 630 000 norwichtheatre.org |
| Sat 5 - Sun 6 Jul | Chelmsford Theatre | 01245 606505 chelmsfordtheatre.co.uk |
| Tue 8 - Wed 9 Jul | Storyhouse, Chester | 01244 409113 Storyhouse.com |
| Tue 15 - Thu 17 Jul | Sheffield Lyceum | 0114 249 6000 sheffieldtheatres.co.uk |
| Fri 18 - Sun 20 Jul | Lawrence Batley Theatre, Huddersfield | 01484 430528 thelbt.org |

@TallStoriesTheatre
 @TallStoriesLive
 @TallStories

#ElmerAdventureLive

ElmerAdventure.com



Running time:
60 mins (no interval)
Recommended ages 3+

Images from 2024 show
Photography © Mark Senior